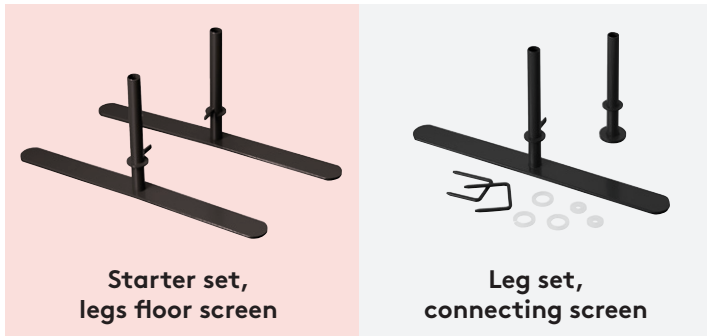


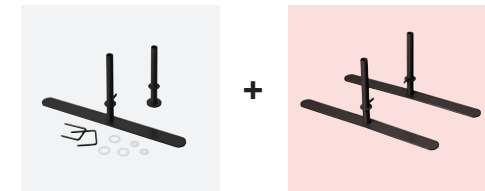
Softline leg sets

-Which one to use when?




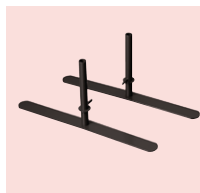
Connecting screens

When using multiple screens, connected together, choose one "Starter set, legs floor screen" for the first screen, and "Leg set, connecting screen" for the rest of the screens.



Single screen

When using a single screen, choose "Starter set, legs floor screen" for maximum stability!



abstracta